

Heritage Industrial Products Corp.
32 East Julie Street
Appleton, WI 54915
800-236-2119 (Voice)
920-733-7461 (Fax)
heritageindustrial@sbcglobal.net
www.heritageindustrial.net



THREDLINE - INTERNAL & EXTERNAL KIT



150-MINIKIT

\$200.16

ThredLine - Repair Stripped Threads



Heritage Industrial Products Corp.
 W4278 Jean Street
 Appleton, WI 54913
 800-236-2119 (Voice)
 920-733-7461 (Fax)
 heritageindustrial@sbcglobal.net
 www.heritageindustrial.net

THREDLINE-X - REPAIR STRIPPED THREADS



Just two ThredLine-X tools will replace over 300 expensive thread chasing dies! Unlike chasing dies, ThredLine-X tools will also clean and repair threads to the end of a stud or bolt; they start anywhere on the thread and work in either direction.

The smallest ThredLine-X tool works on any standard form thread from 5/32" to 11/16". ThredLine-X 151-1738-I has a capacity of 11/16" to 1-1/2". ThredLine-X 151-32128-I has a range of 1-1/4" to 6". Within the tools diameter range, USS (coarse), SAE (fine), metric, right hand or left hand are all cleaned and re-cut with no adjustments to the tool other than clamping it on.

PART NUMBER	SIZE RANGE	PRICE
150-418-I	5/32" to 11/16" (4 - 18mm)	\$ 98.44
150-1738-I	11/16" to 1-1/2" (17 - 38mm)	143.78
150-32128-I	1-3/8" to 6" (35 - 152mm)	323.10
150-RBS-I	Replacement blade set for 150-418-I	25.80
150-RBL-I	Replacement blade set for 150-1738-I	32.97
150-RBX-I	Replacement blade set for 150-32128-I	46.50
150-RBY-I	Coarse thread blade set for 150-32128-I	46.50
SETS		
150-SBL-I	Set of 2: 5/32" to 1-1/2" & Rep. Blades	\$239.45
150-XBL-I	Set of 3: 5/32" to 6" & Rep. Blades	628.20

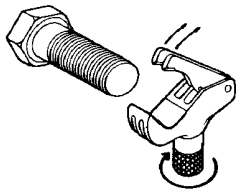
Warranty: All Heritage products are guaranteed to be free from defects. Our obligation to the user shall be to replace any items proven to be defective. User assumes responsibility for selecting the appropriate product for use and for complying with safety

ThredLine-X - Repair Stripped Threads

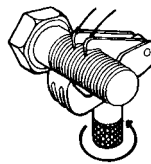


Heritage Industrial Products Corp.
 W4278 Jean Street
 Appleton, WI 54913
 800-236-2119 (Voice)
 920-733-7461 (Fax)
 heritageindustrial@sbcglobal.net
 www.heritageindustrial.net

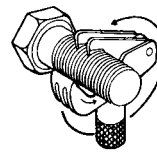
THREDLINE-X - INSTRUCTIONS



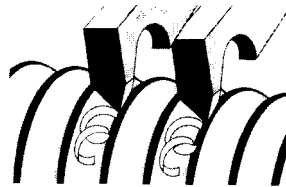
Turn handle to raise blades. Place ThredLine-X tool over bolt to be repaired.



Turn handle to lower blades into grooves of thread and tighten.



Turn ThredLine-X tool, in direction indicated by arrow on the tool body, making sure that the cutting edges of the blade face the damaged area.



Hint: The ThredLine-X tool is adjusted properly when it produces a light curl of cut material as it is turned. The tool works best if you start by turning it off the thread to be repaired, then reverse the tool and turn it on to the damaged thread. Alternate this forward/reverse action to produce the best results with the minimum removal of

PART NUMBER	SIZE RANGE
150-418-I	5/32" to 11/16" (4 - 18mm)
150-1738-I	11/16" to 1-1/2" (17-38mm)
150-32128-I	1-1/4" - 6" (32 - 152mm)
150-RBS-I	Replacement blade set for 150-619-I
150-RBL-I	Replacement blade set for 150-1738-I

Warranty: All Heritage products are guaranteed to be free from defects. Our obligation to the user shall be to replace any items proven to be defective. User assumes responsibility for selecting the appropriate product for use and for complying with safety

ThredLine-X - Instructions



Heritage Industrial Products Corp.
 W4278 Jean Street
 Appleton, WI 54913
 800-236-2119 (Voice)
 920-733-7461 (Fax)
 heritageindustrial@sbcglobal.net
 www.heritageindustrial.net

THREDLINE-I - REPAIRS INTERNAL THREADS



Just four ThredLine-I tools will replace hundreds of chasing taps ranging from 5/16" to 2-5/8" (8 - 68mm). ThredLine-I tools are applicable to all kinds of threads - inch, metric, right hand, left hand, fine and coarse. A major advantage over chasing taps is the ability to enter below the first damaged grooves and work in an outward direction. The ThredLine-I floating cutter quickly adjusts to any thread diameter and pitch and is guided by the existing undamaged threads to regroove the damaged section.

PART NUMBER	SIZE RANGE	PRICE
151-811-I	5/16" to 7/16" (8 - 11mm)	\$109.13
151-1216-I	1/2" to 5/8" (12 - 16mm)	109.13
151-1620-I	11/16" to 13/16" (16 - 20mm)	126.17
151-2232-I	7/8" to 1-1/4" (22 - 32mm)	154.17
151-3254-I	1-1/4" to 2-1/8" (32 - 54mm)	277.88
151-3268-I	1-1/4" to 2-5/8" (32 - 68mm)	322.90
151-6981-I	2-3/4" to 3-3/16" (69 - 81mm)	399.21
151-8295-I	3-1/4" to 3-3/4" (82 - 95mm)	457.00
151-96108-I	3-3/4" to 4-1/4" (96 - 108mm)	516.45
151-RB1-I	Replacement blade set for 151-1216-I	17.28
151-RB2-I	Replacement blade set for 151-1620-I	17.84
151-RB3-I	Replacement blade set for 151-2232-I	18.67
151-RB4-I	Replacement blade set for 151-3254-I	20.30
SETS		
151-3PC-I	Set of 3: 5/16" to 13/16" & Rep. Blades	\$322.80
151-4PC-I	Set of 4: 5/16" to 1-1/4" & Rep. Blades	439.80
151-2PC-I	Set of 2: 7/8" to 2-5/8" & Rep. Blades	462.50

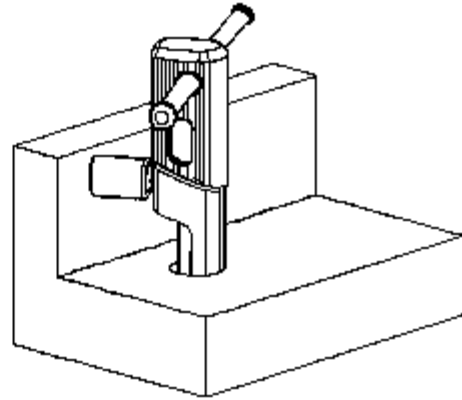
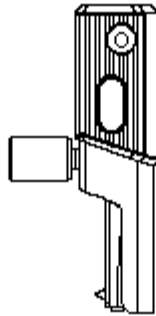
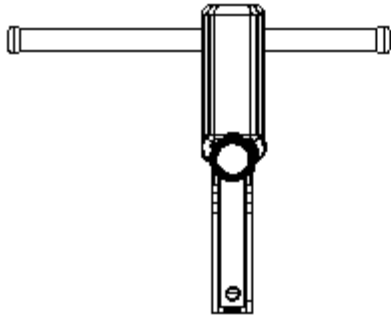
Warranty: All Heritage products are guaranteed to be free from defects. Our obligation to the user shall be to replace any items proven to be defective. User assumes responsibility for selecting the appropriate product for use and for complying with safety regulations set by OSHA and ANSI safety code B7.1, and assumes all other risks

ThredLine-I - Repairs Internal Threads



Heritage Industrial Products Corp.
 W4278 Jean Street
 Appleton, WI 54913
 800-236-2119 (Voice)
 920-733-7461 (Fax)
 heritageindustrial@sbcglobal.net
 www.heritageindustrial.net

THREDLINE-I - INSTRUCTIONS



1. Turn side knob to fully retract the blade into the housing. Insert ThredLine-I tool into the threaded hole or bore to be repaired.

2. Turn side knob to extend the blade into a thread groove on an undamaged section and tighten by hand only.

3. Rotate the ThredLine-I tool by the cross-rod in the desired direction.

Hint: The ThredLine-I tool is adjusted properly when it produces a light curl of cut material as it is turned. The tool works best if you start by turning it off the thread to be repaired, then reverse the tool and turn it on to the damaged thread. Alternate this forward/reverse action to produce the best results with the minimum removal of material.

PART NUMBER	SIZE RANGE
151-811-I	5/16" to 7/16" (8 - 11mm)
151-1216-I	1/2" to 5/8" (12 - 16mm)
151-1620-I	11/16" to 13/16" (16 - 20mm)
151-2232-I	7/8" to 1-1/4" (22 - 32mm)
151-3254-I	1-1/4" to 2-1/8" (32 - 54mm)
151-3268-I	1-1/4" to 2-5/8" (32 - 68mm)
151-6981-I	2-3/4" to 3-3/16" (69 - 81mm)
151-8295-I	3-1/4" to 3-3/4" (82 - 95mm)
151-96108-I	3-3/4" to 4-1/4" (96 - 108mm)

Warranty: All Heritage products are guaranteed to be free from defects. Our obligation to the user shall be to replace any items proven to be defective. User assumes responsibility for selecting the appropriate product for use and for complying with safety

ThredLine-I - Instructions